


HOW TO MUTE/ANSWER/HANG UP CALLS:

Mute and Unmute the microphone by simply tapping the MUTE button, the logo will turn red and you will hear a short beep.

To **answer and end** a call press the  button, you will hear a short beep and the icon will turn green to show a call is active. Press again to hang up the call.



CARE AND SAFETY:

- To avoid hearing damage, do not use this product with high volume for prolonged period.
- This product must only be cleaned with a dry and soft cloth.
- To avoid damage to the product, do not expose it to moisture, or extreme low or high temperatures.

HC120 Quick Guide

HC120 Headsets are mid-range headsets designed for unified communications and quality music playback.

The HC120 is a mid-range binaural (double ear speakers) headset with these features:

- ✓ Wideband audio
- ✓ Acoustic shock protection
- ✓ DSP-assisted echo cancellation
- ✓ Flexible/adjustable headband for optimum fit and comfort
- ✓ Adjustable/Bendable microphone boom arm
- ✓ Acoustic shock protection
- ✓ USB PC connection
- ✓ Touch-screen control module for simple call handling
- ✓ On-call and Mute light indicators

Parts Overview





CONNECTING THE HEADSET TO PC:

When the headset is connected to USB for the first time a pop-up message will be shown in the taskbar, telling you that the headset is connected and ready.

WEARING THE HEADSET:

All Sangoma corded headsets have a flexible and adjustable headband. Place the headband on your head with the headset on your ear, and adjust the headband for a comfortable fit.



ROTATING THE BENDABLE BOOM ARM:

Boom arm infinitely rotatable

NOTE: For optimal sound quality, adjust the bendable boom arm until it is right in front of your mouth and less than 3-4 cm (1.25" - 1.5") away.









OPERATING THE HEADSET:

When the headset is connected to a PC, while not on calls, the user is able to listen to music or another audio source.



CALL CONTROL UNIT:

The HC120 Call Control Unit has 4 keys.

-  Upward Finger Slide
Increase audio volume
-  Downward Finger Slide
Decrease audio volume
-  Mute Key
Mute/unmute the mic
-  Soft hook Key
Answer or end a softphone call
-  Busy-LED
Enable Busy-LED
-  Play/Pause Key
Play/Pause media